



Senior Year Workshop

Exploring college and career opportunities

Class of 2026

Google

Classroom

y3xvrnb



High School Counselors

Mrs. Talbert (A-CI)

Ashley.Talbert@ocsarts.net

Mrs. McCann (Co-Gr)

Kara.McCann@ocsarts.net

Mrs. Krueger (Gu-K)

Christine.Krueger@ocsarts.net

Mrs. Acuna-Sargous (L-Oh)

Paige.Acuna@ocsarts.net

Mrs. Kause (Ok-St)

Sarah.Kause@ocsarts.net

Mrs. Vance-Freeland (Su-Z)

Rebecca.Vance-Freeland@ocsarts.net

Workshop Goals



01

Check-In

High School
Graduation
Requirements



02

Explore

College and
Career Options



03

Research

Utilize Online
Resources and
Information



04

Answer Questions

What comes
next?

High School Graduation Requirements

- 4 years Lit & Comp
- 1 year World History
- 1 year US History
- 1 year Government / Economics
- 1 year Biological Science
- 1 year Physical Science
- 2 years Math (through Integrated II)
- 2 years World Language
- 2 years Physical Education
- 1 year Fine Art
- 1 semester Health
- 75 Elective Credits





Grades and Credits

F = 0 Credits

Failing a course senior year may put you at risk of not graduating

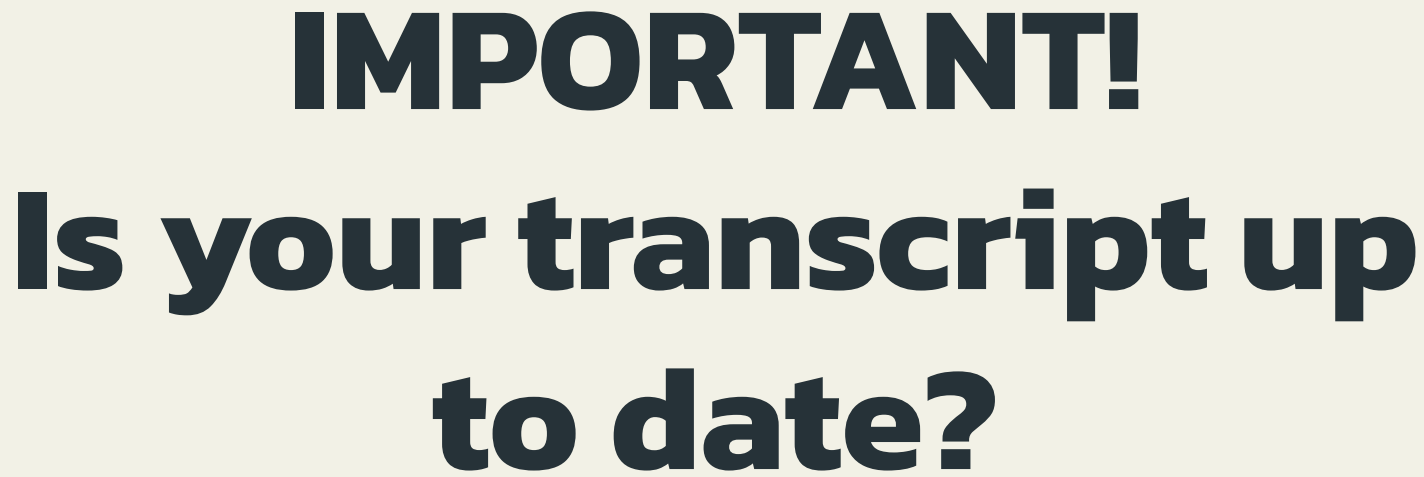
D or higher = passing credits

However many colleges want to see Cs or higher for college eligibility purposes

CAL STATE & UC A-G Admissions Requirements

- **A** = 2 yrs. History/Social Science
- **B** = 4 yrs. English
- **C** = 3 yrs. Mathematics- Integrated I, II, III
(4 years recommended)
- **D** = 2 yrs. Laboratory Science- 1 Biological,
1 Physical (UC/3 years recommended)
- **E** = 2 yrs. World Language - same
language (UC/3 years rec.)
- **F** = 1 yr. VPA - Visual and Performing Arts
- **G** = 1 yr. College Preparatory Electives

- **Minimum Academic GPA to apply to UC schools is 3.0**
- **Minimum Academic GPA to apply to CSU schools is 2.5**




IMPORTANT!

Is your transcript up to date?

**Have you taken any courses outside of
OCSA?**

Please take a few minutes to review your transcript. If you are missing any courses, please order OFFICIAL transcripts from your outside provider to send transcripts to your counselor ASAP.



**What are
your
current
plans for
next year?**



Students choose an option

Pear Deck Interactive Slide
Do not remove this bar


How confident do you feel in you post-secondary plans?

**Not
Confident At
All**

**Not Very
Confident**

**Somewhat
Confident**

**Very
Confident**



Students, drag the icon!



Pear Deck Interactive Slide
Do not remove this bar

Different Types of Schools = Different Applications

CCC Apply

Recommended application window:

December -May



CSU Application Link

Application submission window:

October 1-December 1



Common App* Link OR "Directly to Institution"

Application window: **VARIES!**

Check each school's deadlines!

***Recommended**

UC Application Link

Application submission window:

October 1- December 1



College Application Timeline

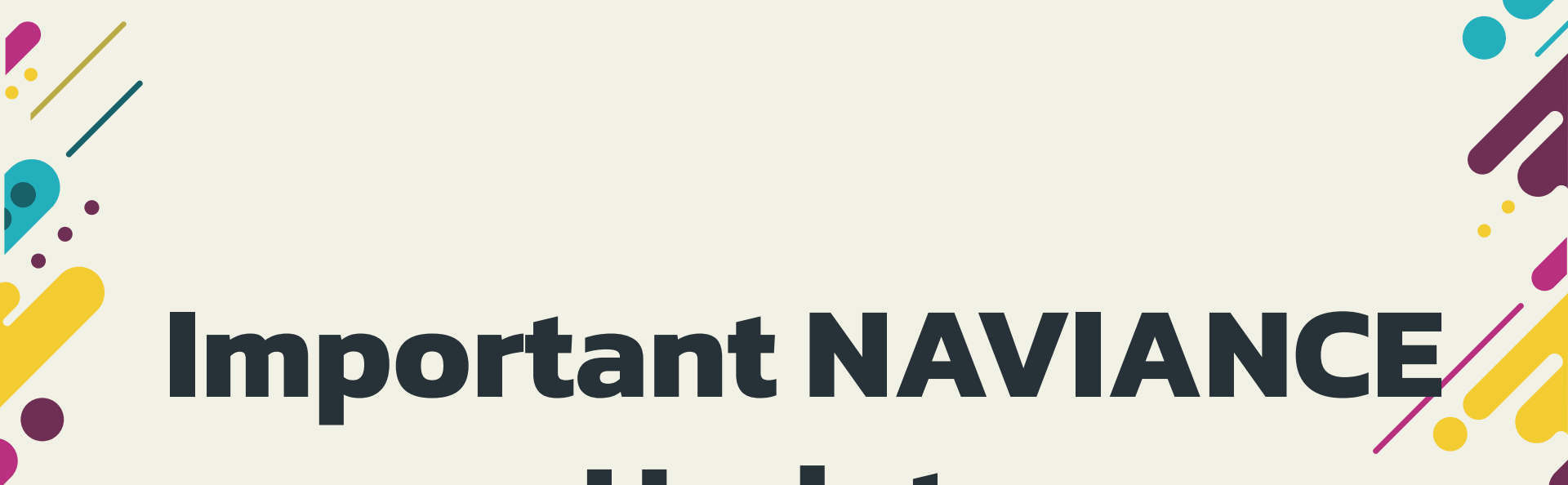
How to find college admissions information:

Let's Practice an Example



Students browse: www.chapman.edu/admission/index.aspx

Pear Deck Interactive Slide
Do not remove this bar



Important NAVIANCE Update

HINT: OCSA is no longer using Naviance to submit documents to colleges

Workshop Time

**Career
Exploration**

**Out of State
Colleges**

**Portfolio
Development**

**Private
Colleges**

**Community
College**

CSU / UC



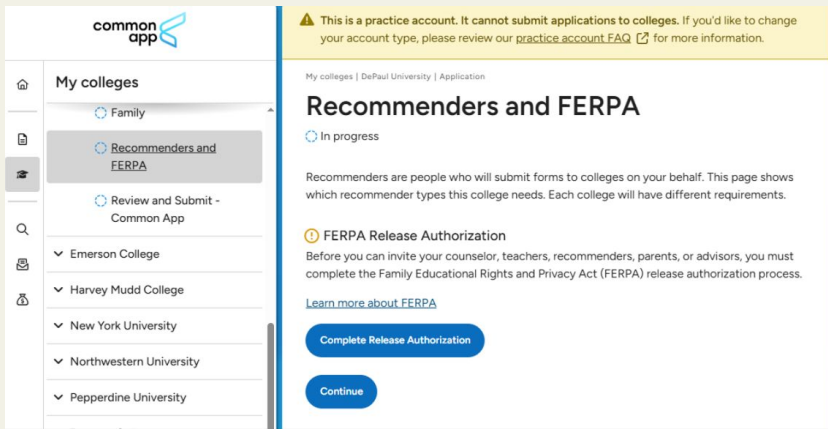
Let's Review Some Important Information

- Senior Bulletin **coming soon
- Google Classroom
- Frequently Asked Questions
- SAT/ACT, if needed
- Research post-secondary schools and discuss with family
- FAFSA- aiming to open 10/1/25

Requesting Teacher Letters of Recommendations

Common App Schools

- Before requesting teachers in your Common App, you need to complete your FERPA Release
- Add each teacher individually to give them access to upload your letter to your account



The screenshot shows the Common App interface. At the top left is the 'common app' logo. Below it is a navigation menu with 'My colleges' selected. Under 'My colleges', there are several options: 'Family', 'Recommenders and FERPA' (which is highlighted), 'Review and Submit - Common App', and a list of colleges including Emerson College, Harvey Mudd College, New York University, Northwestern University, and Pepperdine University. The main content area is titled 'Recommenders and FERPA' and shows 'In progress' status. It includes a warning banner at the top stating 'This is a practice account. It cannot submit applications to colleges. If you'd like to change your account type, please review our practice account FAQ for more information.' Below this, there is a section for 'FERPA Release Authorization' with a description and a 'Learn more about FERPA' link. At the bottom, there are two buttons: 'Complete Release Authorization' and 'Continue'.

Direct to Institution

- You need to let your teachers know which college to send your letter to (if not to every college)...
- Remember, some colleges have a max number of LORs they will accept!
- Make sure to connect with your teacher so they can expect an email to come to them from the college (often times it will go to spam)

Requesting a Counselor Letter of Recommendation

- Complete your Counselor LOR survey in Google Classroom
- Schedule an appointment with your counselor
- Invite your counselor to upload their Counselor LOR to your application portal (Common Application/Direct to Institution)

PLAN AHEAD: Review your deadlines, make sure to give your counselor at least 4 weeks to complete their letter of recommendation.

HOW TO ORDER OFFICIAL TRANSCRIPTS FOR COLLEGE

[12th grade information website link](#)

First, determine which type you need. It may be a mix!

TYPE 1

COMMON APP SCHOOLS

Step 1: Create your Common App account. Ensure each school is listed on Common App under the "My Colleges" section.

Step 2: Students must purchase transcripts by going to [My School Bucks](#).

Step 3: Counselors will verify purchase & upload student transcripts along with a School Report via Common App, if required.

Mid-Year Reports/transcripts will be sent by counselors in Late January/Early February. Final reports/transcripts will be sent in June.

TYPE 2 DIRECT TO INSTITUTION

AKA "Non-Common App Schools" ex: LCAD

Step 1: Check on admissions page to determine how the school wants the official transcript sent.

Step 2: If Parchment, order your transcript on [Parchment.com](#)

If school does not need official, you can download your transcript via Aeries and upload on your own

TYPE 3 CAL STATE & UC, COMMUNITY COLLEGE

CSU & UC do not typically require transcripts at application, but may request one at the Mid-Year. Final Transcripts must be purchased through Parchment

Step 1: Check email regularly for requests from CSU/UC Admissions.

Step 2 : Order your mid-year and/or final transcripts on [Parchment.com](#)

Questions? Contact your counselor.



Upcoming Friday Application Support Sessions

09/26: Common Application Support

10/24: UC Application Support

11/07: CSU Application Support

11/14: General College Application Support

Sign up forms will be posted in your Class of 2026
Google Classroom





Save the Date!

Thursday, October 16 and Friday, October 17 for a full lineup of master classes, workshops, panels, booths with college representatives, and more!

College Night evening sessions are designed for high school students and parents.

Registration will open in October - stay tuned!

The logo features a central white speech bubble containing the word 'Kahoot' in a bold, black, sans-serif font. The text is underlined. The speech bubble is surrounded by a vibrant, abstract composition of overlapping shapes in yellow, olive green, teal, and magenta. A large white circle is partially visible behind the top-left portion of the graphic.

Kahoot


How confident do you feel in you post-secondary plans?

**Not
Confident At
All**

**Not Very
Confident**

**Somewhat
Confident**

**Very
Confident**



Students, drag the icon!



Pear Deck Interactive Slide
Do not remove this bar

A large, stylized graphic of two hands, one white and one light beige, positioned as if they are about to clasp or hold something. The hands are rendered with thick, rounded fingers and a simple, clean design. The white hand is on the left and the light beige hand is on the right, with their palms facing each other.

Questions?

Thanks!

Do you have any questions?

info@slidesgo.com

+91 620 421 838

yourcompany.com



CREDITS: This presentation template was created by **Slidesgo**, including icons by **Flaticon**, and infographics & images by **Freepik**

Please keep this slide for attribution

How confident are you in your post-secondary plans?



Where do I go from here?

What resources are available?